



\$186,437,235.82

Revenue
YTD

190,213

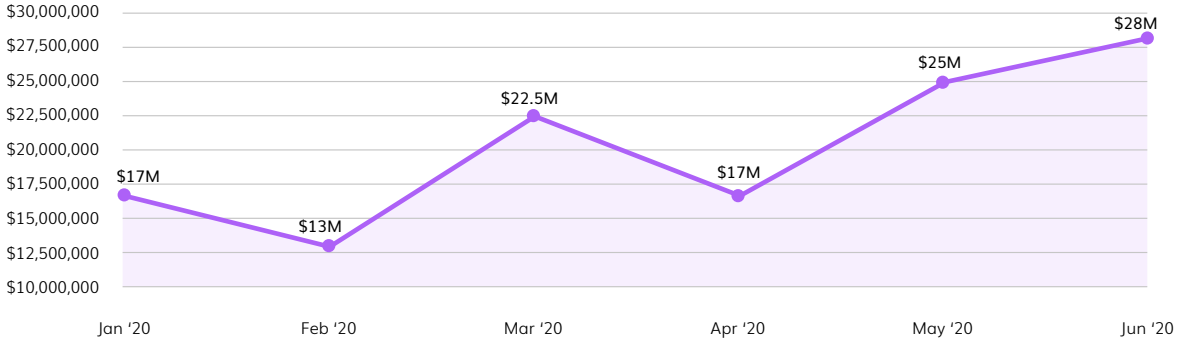
New Subscribers
MTD

86%

Subscriber Retention Rate
YTD

Monthly Recurring Revenue

As of June 30, 2020



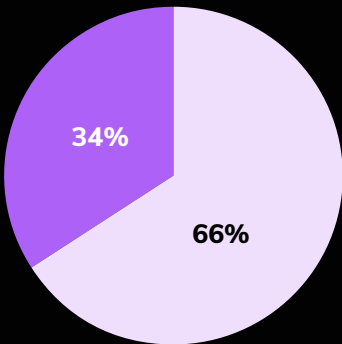
+ \$2,179,508.26 ↑
1 month ago

+ \$5,500,830.94 ↑
3 months ago

+ \$11,006,514.28 ↑
6 months ago

+ \$26,481,022.20 ↑
12 months ago

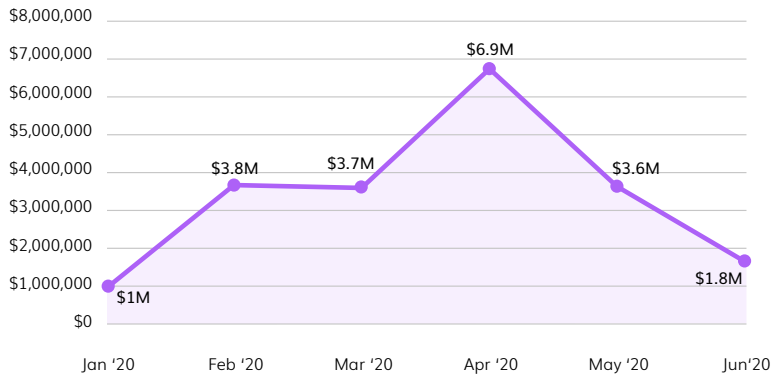
Revenue Attributions YTD



● One-Time Purchases ● Monthly Recurring Revenue

One-Time Purchases Revenue

As of June 30, 2020



- \$1,802,167.45 ↓
1 month ago

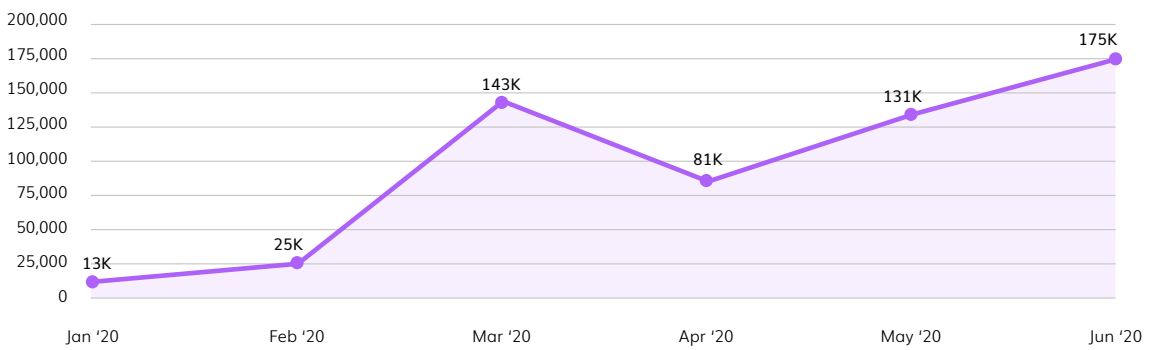
- \$1,897,237.61 ↓
3 months ago

+ \$2,897,237.61 ↑
6 months ago

+ \$4,015,836.30 ↑
12 months ago

New Subscribers

As of June 30, 2020



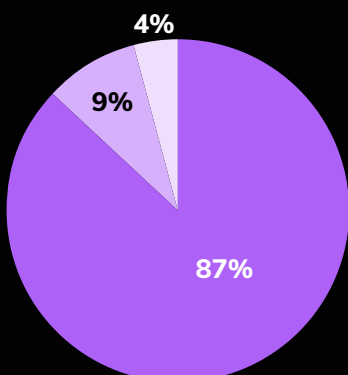
+ 43,221 ↑
1 month ago

+ 32,893 ↑
3 months ago

+ 162,473 ↑
6 months ago

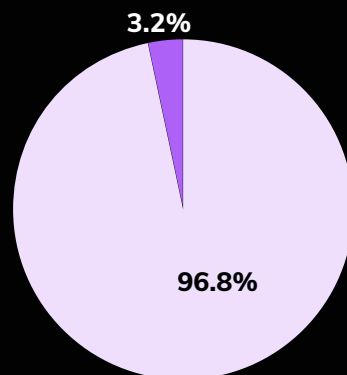
+ 103,562 ↑
12 months ago

Subscriber Retention MTD



● Active ● At Risk ● Churned

Recovered Revenue MTD



● Successful Recurring Payments ● Unrecovered Payments